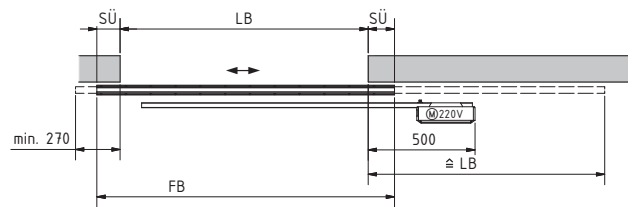
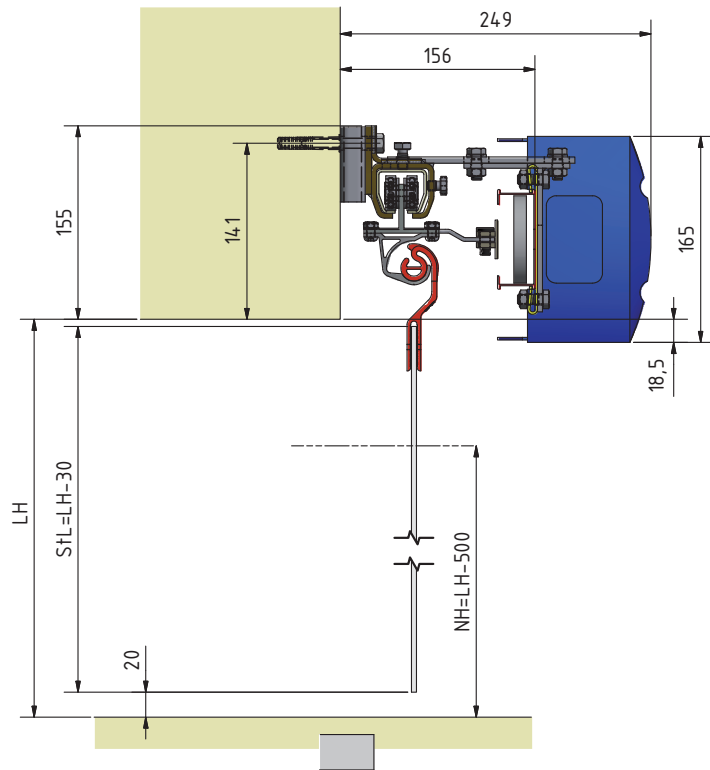


# EASY HANG STRIP CURTAINS

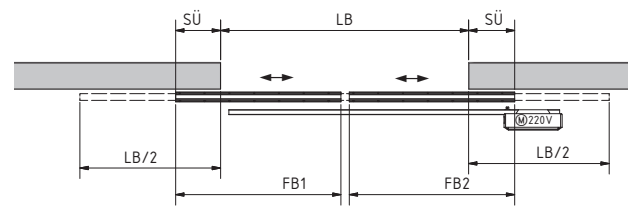
CLIP-IN SYSTEM Fixing type B7



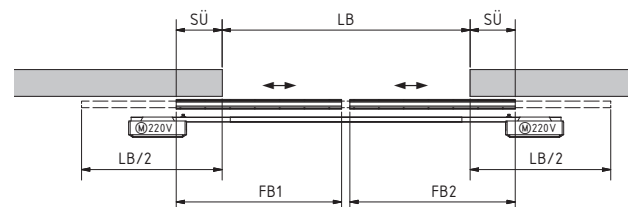
## ELECTRIC DRIVE FOR FIXING TYPES B4, B5, B6



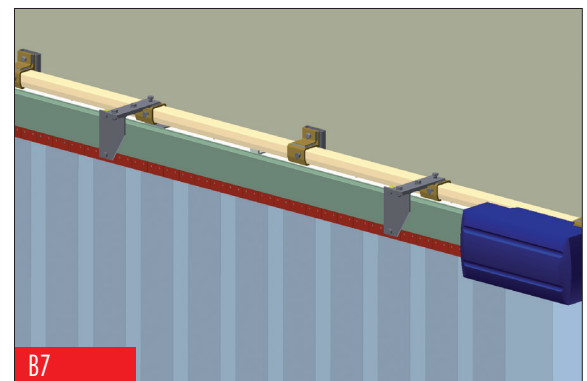
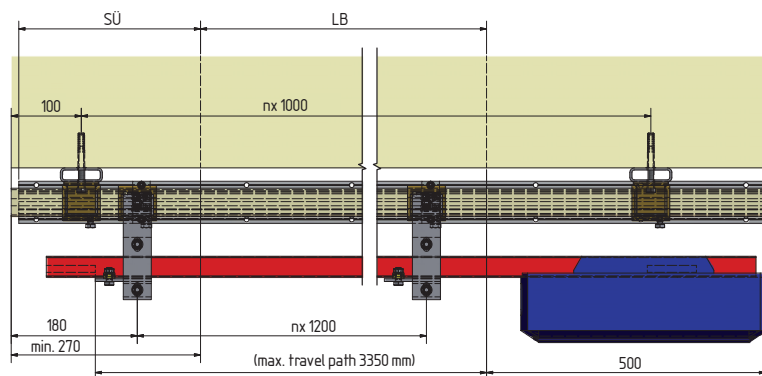
One-sided 0:1, max. travel path 3350 mm,  $v=0.27$  m/s



Two-sided 1/2:1/2, 1 drive, max. travel path 2x 1675 mm,  $v=0.54$  m/s



Two-sided 1:1, 2 drives, max. travel path 6700 mm,  $v=0.54$  m/s



The motorised drive is always attached to fixing types B4, B5 or B6.

To set the drive in motion, pulse generators such as pull switches, wireless, radar devices or inductive loops are required.

LH = Clear height, LB = Clear width, FB = Manufacturing width, StL = Strip length, NH = usable access height (LH-500 mm), SÜ = Side projection (max. 2 x overlaps), VB = Sliding width, NB = usable width with curtain opened, ÜD = Coverage